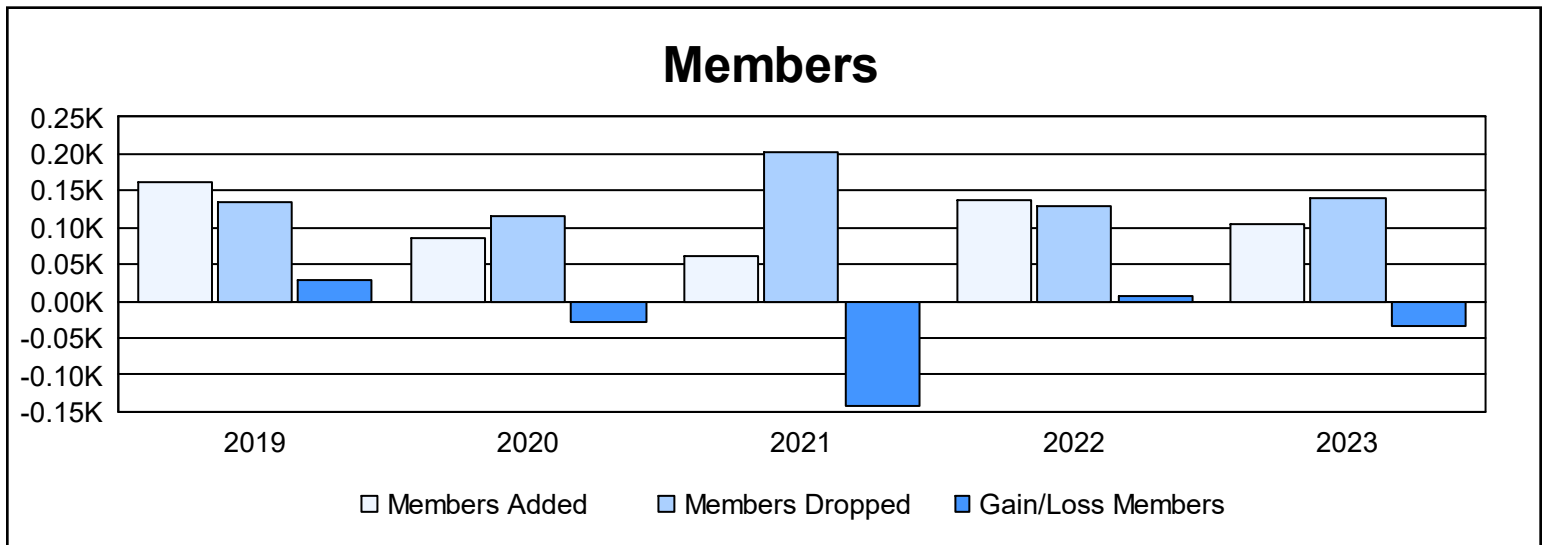
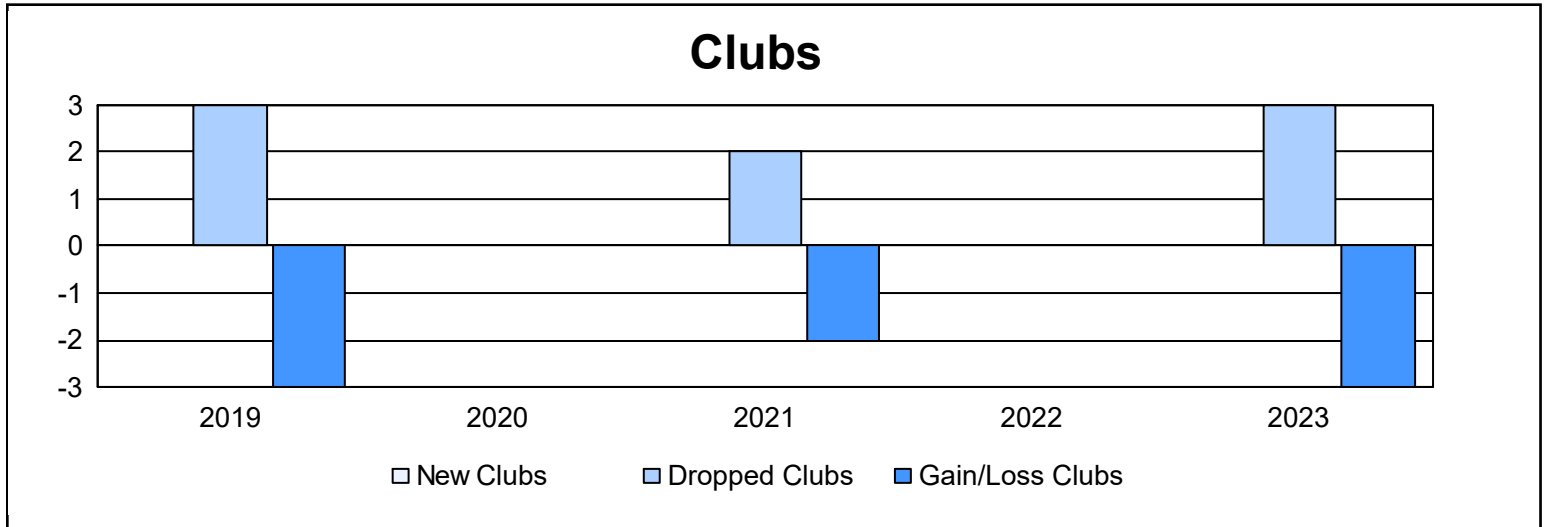
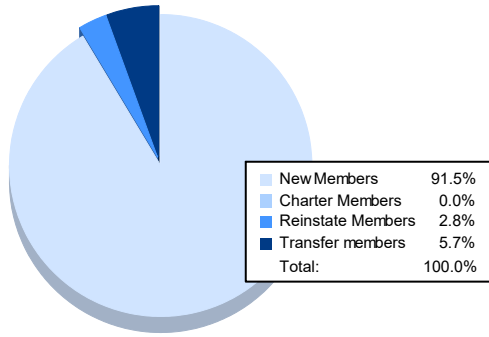


Year	New Clubs	Dropped Clubs	Gain/ Loss Clubs	New Members	Charter Members	Reinstate Members	Transfer Members	Total Member Added	Total Members Dropped	Gain/ Loss Members
2018-2019	0	3	-3	120	4	10	29	163	135	28
2019-2020	0	0	0	73	1	9	4	87	116	-29
2020-2021	0	2	-2	43	0	12	6	61	203	-142
2021-2022	0	0	0	109	2	21	6	138	130	8
2022-2023	0	3	-3	97	0	3	6	106	140	-34
<b>Average</b>	<b>0</b>	<b>2</b>	<b>-2</b>	<b>88</b>	<b>1</b>	<b>11</b>	<b>10</b>	<b>111</b>	<b>145</b>	<b>-34</b>



### Membership Composition June 2023 Cumulative



### Gender Composition June 2023 Cumulative

